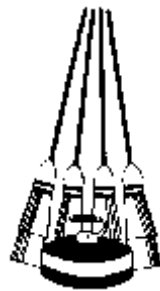




50th Anniversary 2009 - 2010

MEMBER'S GUIDE

September 2009



**Baie d'Urfé Curling Club
63 Churchill Street
Baie d'Urfé, Quebec
H9X 2N4
514-457-5900**



Revisions History

Nov 21, 2002	Description of the Schaefer updated
Sept 2006	General edits
Sept 2008	General edits
Sept 2009	General edits

Table of Contents

History of Baie d'Urfé Curling Club	7
SECTION 1 – MEMBERS' HANDBOOK	9
Introduction	9
Volunteerism	9
Get into the Swing of Things	9
What makes Curling at Baie d'Urfé fun?	9
Who runs the club and who can I go see?	10
How do I know what's going on? The Club Communications Plan	10
The Communications Plan is nice, but what can I participate in?	11
What about the Social Aspect of Curling that I have heard about?	11
What do I need in order to play? What should I wear?	12
What if I cannot play a scheduled game? Spares	12
What kind of Membership can I have?	12
Where do I start?	13
What about Curling Etiquette?	13
Member Responsibilities	13
The Spirit of Curling	14
Code of Ethics	14
SECTION 2 – SOCIAL EVENTS	17
SECTION 3 - CLUB CURLING PROGRAM	20
IN-HOUSE	20
Schaeffer Shield	20
Wednesday Open League	20
House Draws	21
Mixed Curling Ladder	21

Saturday Morning Men’s Crystals	22
Mixed Crystals	22
President’s Bowl	22
Turkey Spiel	22
Guys and Dolls	22
Pot Luck Supper & Curling	23
O’Calcutta	23
Juniors and Little Rocks	23
Colts	23
Greens Competition	23
Day Mixed	24
INTER-CLUB ACTIVITIES	24
Maple Leaf International	24
Lakeshore Bonspiel	24
Seniors’ Bonspiel	24
Day Ladies’ Bonspiel	24
Ladies’ Curling Association	24
Lakeshore	25
Annual Business Ladies’ Bonspiel	25
Masters Interclub League	25
Ladies’ All-Stars	25
Friendlies	25
Outside Bonspiels	25
SECTION 4 – NEW MEMBERS’ HANDBOOK	26
Welcome to Curling at Baie d’Urfé	26
The ‘MENTOR’ System	26
BDCC Communications Tools	26

Typical Weekly Calendar	26
Curling Experience Levels and Group Definitions	26
Baie D'Urfé Curling Club Awards	27
Curling – The Game	27
Fundamentals of Curling	29
SECTION 5 – BRANCH AND CURLING QUEBEC ACTIVITIES - ADULT	32
Lord Elgin	32
Grand Match	32
Senior Ladies	32
Senior Men	32
Ladies Last Chance	32
Provincial Ladies	32
Royal Victoria Jubilee	32
Men's Last Chance	32
Governor General	32
Provincial Men's	32
Provincial Masters	32
Branch Senior Men	32
The Gordon	33
Lady Gilmour Branch Mixed	33
Branch Colts	33
Provincial Mixed	33
BRANCH AND CURLING QUEBEC ACTIVITIES - JUNIORS	33
Christmas Bonspiel	33
Provincial Juniors	33
Doug Washer Branch Men	33
Branch Teen Mixed	33

SECTION 6 – HISTORY OF CURLING AND GLOSSARY	34
History of Curling	34
A glossary of curling lingo	38
SECTION 7 – CLUB STRUCTURE AND OPERATIONS	42
Management	42
SECTION 8 - ROLES AND RESPONSIBILITIES	46



History of Baie d'Urfé Curling Club

The idea of a curling club in Baie d'Urfé first occurred in 1954. Charlie Weeks, a town resident and a curler at Town of Mount Royal Curling Club, saw a need for such a club, partly based upon the population increase on the West Island. In March 1957, the club actually began organizing. The official opening took place on February 13, 1960. The Mayor, Tommy Lee, threw the first stone to mark the occasion. There were 250 charter members.

Between March 1957 and February 1960, numerous obstacles had to be overcome. A charter, under the Quebec *Companies Act*, arranged by Wally O'Connor, President, and David Petapiece, Secretary, costing \$ 25, was issued in April 1957. The Montreal Trust Company held the debenture fees in escrow in a special trusteeship that stated that 200 members must be signed by July 31st. Fortunately, there were 3 days of grace, because the 200th member signed on August 3rd. Many sites were considered, with the "coop area" being the final and most popular one. The land was owned by Lakeview Gardens and ultimately promised to the Town when Lakeview subdivided their holdings. An option on land adjacent to Berthold Park was acquired and subsequently exercised, and then a land swap with the town took place. The procurement of adequate funds was one of the largest obstacles; a \$ 60,000 mortgage was finally arranged. Trustees Ernie Ford, Tom Fisher and Odie Grimm were guarantors of the financial security of the Club in its infancy. The architect was Don Cash, the engineer, Colin MacMilan, and Sinclair Supply Company of Vankleek Hill was the builder. A swimming pool was constructed in 1961, at a cost of \$ 37,000, with an initial membership of 225.

Peter Howsam, membership chairman, on behalf of the Board, invited Anne Fisher to start the Ladies Section. At the first meeting, held in July 1959, Dorothy Petapiece was named President.

Tom Fisher designed the Club emblem, crest and pin. It embodies the central part of the heraldic crest of the Abbé d'Urfé, the first settler and seigniorial landlord in the area. The Ladies Executive decided the club colours. These were chosen from the silver and vermillion of the duMaurier cigarette box.

This page intentionally left blank.

Section 1 – Members' Handbook

Introduction

Curling at Baie d'Urfé means getting exercise and enjoying the social aspect of belonging to your own club.

This Guide is meant to provide you with the information you need to enjoy the Club to its utmost. This will lead to clear lines of communication between you, your fellow members and with the Club's officers.

These clear lines of communication will reduce confusion and disappointment that can occur in any organization.

It will also help you invest your time more productively in assisting the Club to greater success and enjoyment for you and everyone else.

Volunteerism

- The essence of a club such as Baie d'Urfé is the contribution each member makes to the operations and maintenance of the Club facilities and its events.
- Volunteerism allows the Club to maintain its fees at a reasonable level.
- Everyone should make a contribution throughout the year.
- Key areas that require volunteer commitment are building maintenance and facilities preparation for Club and rental events. ***Especially in the Kitchen during the TGIF events.***
- Do not feel you must do all the work, join a team and learn the ropes. It is fun and a great way for you to contribute your fresh ideas.
- Please answer the call as much as you can throughout the year.

Get into the Swing of Things

- Remember you do not have to be good to play.
- **Learning to Curl is easy and fun.**
- There are lots of opportunities to hone your skills and make new friends.
- Play as often as you can.
- The Club Board near the fireplace displays all the sign up sheets and relevant information that you need, along with a person you can contact.

What makes Curling at Baie d'Urfé fun?

- Lots of opportunities to play, at whatever skill level
- A variety of events for you to join in on
- An active social calendar, with a couple of events each month to keep the winter cold away.
- It is an inexpensive way to get out of the house, meet with friends, make new friends and have some friendly competition along the way, just to keep it all interesting.
- Seeing how smoothly events are run based on the volunteerism of other members. So jump in and join the fun.
- The opportunity to see your ideas come to fruition by working on a committee or by joining the Board of Directors.
- Like any activity, you get more out of it when you put something into it and with your fellow curlers, you are sure to have lots of company.

Who runs the club and who can I go see?

The Club is managed and administered by member volunteers who make up the Board of Directors and head the various committees. A salaried Club Manager is responsible for general day-to-day operations and reports to the Board of Directors. The Finance Director guides the Club Manager on a daily basis. The accounting is handled by both the Club Manager and the Finance Director. The Club also hires an Ice Man who is responsible for the maintenance of the ice and reports to the Director, Ice and Building Maintenance.

Bartenders are hired for special functions as required. However, Club members are asked to volunteer (sign up) for bar tending service. Members volunteer to assist the Club in many other ways such as cooking, decorating, building, repairing and organizing Club events, many of which raise substantial amounts of money for the Club. This participation not only aids in the smooth running of the Club, it also helps in the reduction of costs and promotes fellowship and friendships.

When you have a question do not be shy to ask any member.

How do I know what's going on? The Club Communications Plan

1 - The Club Calendar

The Club Calendar is managed by the Vice-President, Men, along with the Club Manager and the members responsible for the curling and social activities of the Club. It is a tremendous undertaking as it must take into account all Club functions (curling, social, rentals, and special events), as well as outside events that may affect members and Club facilities.

The Club Calendar provides you with information on what games are scheduled at the Club for In-House, Provincial, and Branch events.

As well, it will tell you what various social activities are coming up, and of they are a part of a Club event, like the Calcutta. This is where the Club Notice Boards come in.

A current copy of the Calendar is posted in the Club, and is published in the Newsletter.

2 - The Club Notice Boards

Located within the Club Building are notice boards that provide all members with information about forthcoming events, both within the Club and outside the Club for Provincial activities. You will find the Social Notice Board at the stairs as you walk into the Club. Notice Boards for the Ladders, Open Leagues, and outside events are located in the Super Senior's Lounge.

Much of the current information will be on the Club Board next to the fireplace.

On these notice boards you will find information, and a place to write your name so that you can participate. The skip of your team will call you when the draw has been set up.

The notice boards will also provide you with the current draw schedules, standings and play off information and dates.

SO CHECK THE NOTICE BOARDS REGULARLY.

3 - The Club Newsletter

The Club provides each and every member with a copy of the Club Newsletter entitled "Nouvelles Curl d'Urfé News" The Newsletter is written by members and helps to update everyone on recent and upcoming events, and on the activities and achievements of the various members of the Club. The Newsletter includes a copy of the next month's calendar.

The newsletter is forwarded by email every month to all members who provide an email address.

The Communications Plan is nice, but what can I participate in?

Section 3 of this Guide provides extensive descriptions of the different kinds of league and open play that all members are eligible to play in.

Here we have an example of what a regular weekly schedule would look like at the club.

Sunday	Monday	Tuesday	Wednesday	Thursday	Friday	Saturday
9:30 Little Rocks 10:30 Juniors	9:30 Day Mixed		9:30 Day Mixed		10:00 Super Seniors	10:00 Men's Crystals
	19:00 and 21:00 Schaeffer Shield	19:00 and 21:00 Schaeffer Shield	19:00 Wednesday Open League	19:00 and 21:00 Club Draw	19:00 and 21:00 Mixed Ladder	Greens Socials Special Events Rentals

In general, most of the members curl in the evenings. For those Curlers who can, they may also curl during the day in the Day Mixed and Super Seniors.

The evening draws encompass 4 activities; 2 ladders and 2 open leagues.

In addition, for the newer members, clinics and a schedule designed for their playing level is available on Saturdays.

The 2 Ladders are the Schaefer Shield on Mondays and Tuesdays, and a Mixed Ladder on Fridays.

The 2 Open Leagues are on Wednesdays and Thursdays. The Wednesday Open League is a weekly sign up event, where teams are made up of different members from week to week. The Thursday Club Draw is a series of games between set teams for 4 or more different Trophies during the year.

Also, remember to add your name to the Spares lists. Even if you are unsure as to your availability, being on the Spares list makes sure that you get called when a Spare is required.

This will also help you get onto a team during the season as curler availability often changes during the season.

What about the Social Aspect of Curling that I have heard about?

Described in more detail in Section 4, the Club Social calendar helps the winter nights pass quickly.

Our Club is proud of its friendly competition. Many of our curling events are either centered around or end with socials. The Social Director coordinates a committee that sets up socials throughout the year. These include the following wintertime events:

- ★ TGIF Nights which occur most Friday evenings with special food, theme and / or music.
- ★ Special events, such as cards, bingo, and game nights take place.
- ★ Saturday Pot Luck Suppers followed by dancing.

The summertime social events include:

- ★ Barbecues hosted by members.

★ The Annual Golf Tourney and Steak and Corn Supper which provides a super day of golf ending with good food and good friends with prize presentations.

In addition, there are four major social events held during the curling season:

- ★ Opening Dinner Dance in late October / early November.
- ★ New Year's Eve Ball.
- ★ New Year's Day Levy hosted by the Board of Directors and free to all members.
- ★ Closing Prize Night and Dinner Dance.

What do I need in order to play? What should I wear?

To play, all you need is a pair of clean running shoes and a slider (or a pair of curling shoes) and a broom for sweeping. Dress warmly (including light gloves) so that you will be more comfortable during the game since the normal temperature range on the ice is between +2 and -5 C.

The Club colors are red, black and grey, red being worn on the top accompanied by black or grey pants or skirts, or the Grey Thompson kilt. However, most curlers generally choose to dress casually on the ice during in-house play. It is important to note that when playing at other clubs or in "In-Club competitions," dress preference should be observed when possible. It aids in:

- identifying teams,
- helping to promote a team spirit, and
- providing a uniform 'picture' when prizes are presented and photographs are taken.

Club jackets and name tags are available on order through the Club store. Sign-up sheets for these items are posted at the beginning of the season. You are encouraged to order a name tag and wear it every time you curl in-house or at an outside event.

What if I cannot play a scheduled game? Spares

If you are unable to play a game, please try to get a spare. Let your Skip know that you will not be playing and advise him/her of the spare's name. THIS IS A VERY IMPORTANT COURTESY in order to avoid cancellation of games. And don't be shy about calling for a spare. Some members only curl in a 'spare' position because their busy schedules conflict with regularly posted draws. However, if you have difficulty in obtaining a spare, please contact your Skip immediately and he/she will attempt other resources, or maybe even have the game rescheduled. The latter, naturally, would involve all the other seven players so – TIME IS OF THE ESSENCE.

What kind of Membership can I have?

FAMILY - This category includes husband, wife and all children up to the age of 19. This category allows for unlimited participation in the curling program at Baie d'Urfé. The children will be in the Juniors category and the Juniors fee of \$ 20 is extra to the Family Fee.

SINGLE -This category is for individual members over the age of 19 and allows for unlimited participation in the curling program at Baie d'Urfé.

SENIOR FAMILY - This category includes husband and wife, one of whom is over the age of 65, and allows for unlimited participation in the curling program at Baie d'Urfé.

SENIOR SINGLE -This category is for individual members over the age of 65 and allows for unlimited participation in the curling program at Baie d'Urfé.

STUDENT - This category is for persons attending a recognized educational institution and allows for unlimited participation in the curling program at Baie d'Urfé.

JUNIOR - This category is for children whose parents are not full or social members of the Club and allows for participation in the Junior or Little Rock curling program at Baie d'Urfé.

SOCIAL - This category is for people who do not curl but wish to have full participation in the social program at Baie d'Urfé. Any children up to the age of 19 can enjoy Junior Status and are eligible to participate in the Little Rock or Junior Program for \$ 20 per child.

Where do I start?

Come out, attend a clinic, and get into a game.

Check out the sign up sheets and see what is coming up, and also see what social events are coming and check with the organizer to see what help they require.

What about Curling Etiquette?

- When you arrive on the ice before a match, it is expected that you shake hands with the opposing team members.
- The leads should flip a coin to decide who will have the hammer for the first end. Traditionally, the loser of the toss has the choice of colour and the first rock.
- Should you be unable to play, always replace yourself with a SPARE. If you need help finding a spare, call your skip.
- Never be late for a game; this could result in your team forfeiting ends and points.
- **Clean your shoes and brush prior to walking onto the ice.**
- For your safety, place your foot with the gripper on the ice first.
- Never push anyone on the ice.
- Be ready to curl (throw your rock) when it is your turn.
- Leads and seconds should remain between the hog lines and out of the way when members of the other team (rink) are playing. Return immediately to the hog line after sweeping and do not cross the ice when a curler is in the hack.
- When returning to the hog line, avoid walking along the wooden edges of the rink. These are areas where curlers usually clean their brooms / brushes and dirt would then be carried onto the ice by your shoes.
- Keep alert and pay attention to the game.
- Inappropriate language or loud outbursts are frowned upon.
- The more experienced curler usually leads in sweeping (closest to the rock).
- Do not gather around the house while the Thirds are deciding points at the completion of an end. Instead, remain outside the hog line. Once the Thirds have agreed to the number of points to be awarded for the end, then assist in placing the rocks in order for play of the next end.
- Be quick to compliment good shots, as politeness and sportsmanship are traditions of the game.
- The opposing Skip and Third should not distract the opposing curlers by displaying their brooms while standing in the house.
- At the end of the game, shake hands with the members of the opposing team and offer compliments to them.
- Invite or accept an invitation to meet in the lounge for refreshment(s) and social. It is traditional that the winning team offers to buy the first round.

Member Responsibilities

Make winter fun by:

- Recruiting new members.
- Supporting the recruiting process.
- Calling the Club with changes in plans as soon as you can.

- Volunteering.
- Signing up for bartending duty.
- Responding to requests for assistance as positively as you can.
- Responding to Club notices on as timely a basis as possible.
- Encouraging Club Rentals.
- Submitting request for changes to the appropriate Club Member as soon as possible, starting with the Event Coordinator, a Vice-President Curling, and the President.

The Spirit of Curling

(As published in the U.S. Curling Association's "Etiquette and Safety" pamphlet and the Canadian Curling Association Official Supplement to the Rules of the Game)

Curling is a game of skill and traditions. A shot well executed is a delight to see and so, too, it is a fine thing to observe the time-honoured tradition of curling being applied in the true spirit of the game. Curlers play to win but never to humble their opponents. A true curler would prefer to lose rather than win unfairly.

A good curler never attempts to distract an opponent or otherwise prevent him/her from playing his/her best.

No curler ever deliberately breaks a rule of the game or any of its traditions. But, if s/he should do so inadvertently and be aware of it, s/he is the first to divulge the breach.

While the main object of curling is to determine the relative skills of the players, the spirit of the game demands good sportsmanship, kindly feeling, and honourable conduct. This spirit should influence both the interpretation and application of the rules of the game, and also the conduct of all participants on and off the ice.

*H*ere's to the sport of fair renown,
*H*ere's to the roarin' game;
*H*ere's to the stones that go gliding down,
*H*ere's to the icy lane:
*H*ere's to the skip with shout so bold,
*H*ere's to his players' fling,
*H*ere's to the game that is never old,
*H*ere's to the songs we sing.

O curlers, come, we're brithers a',
*C*ome join the curling game,
*O*ur eyes are keen, our arms are true,
*O*ur courage is aflame,
*I*n winter air, and sport so rare,
*T*he stones our weapons be,
*W*e'll make the fight with honest might,
*T*o gain the victory,
A man who is a curling man,
*N*o better man than he.

Code of Ethics

- I will play the game with a spirit of good sportsmanship.
- I will conduct myself in an honourable manner both on and off the ice.
- I will never knowingly break a rule but if I do, I will divulge the breach.
- I will take no action which could be interpreted as an attempt to intimidate or demean my opponents, team-mates or officials.

- I will interpret the rules in an impartial manner always keeping in mind that the purpose of the rules is to ensure that the game is played in an orderly and fair manner.
- I will humbly accept any penalty which the governing body, at all levels of curling, deems appropriate, if I am found in violation of the Code of Ethics or Rules of the Game.

This page intentionally left blank.

Section 2 – Social Events

Our Club is proud of its friendly competition and many of our curling events are either centered around or end with socials.

However, there is a social aspect to the Club that is not directly tied to a curling draw. The Social Director coordinates a committee that sets up socials throughout the year. These include the following wintertime events:

- ★ TGIF Nights which occur most Friday evenings with special food, theme and / or music.
- ★ Special events, such as cards, bingo, and game nights take place.
- ★ Saturday Pot Luck Suppers followed by dancing.

The summertime social events include:

- ★ Barbecues hosted by members.
- ★ The Annual Golf Tourney and Steak and Corn Supper which provides a super day of golf ending with good food and good friends with prize presentations.

In addition, there are four major social events held during the curling season:

- ★ Opening Dinner Dance in late October / early November.
- ★ New Year's Eve Ball.
- ★ New Year's Day Levy hosted by the Board of Directors and free to all members.
- ★ Closing Prize Night and Dinner Dance.

Other socials, which also serve as fundraising events, can include:

Monthly Bridge Luncheon

The Day Ladies' Group hosts a monthly Bridge Luncheon with delicious light lunch and prizes on all the tables. This popular event has a waiting list.

Craft Fair

Held in mid-October in the Club and in the Red Barn, this annual event is organized by the Ladies' Group, with the men's help. The Craft Fair features artisans from all over. Top-notch quality and a wide variety of merchandise are available. Members are asked to assist, donate baked goods for the Bake Sale, and bring guests to buy.

Among the events that have been held:

Spring Fashion Show

Has been held in the Club and featuring in-house member models and outside models. A gourmet dinner is served, followed by the show. Members are encouraged to sell tickets and bring guests.

Casino Night

A fabulous evening of in-house betting, cards, and auction. Usually a dress theme is designated. This is generally lots of fun and is open to the general public. An ideal event for our members to get a group of their personal friends together to show off the Club and enjoy a great evening of laughter and fun, while raising money for the Club.

It is important to note that:

- not all these events will be held in any given year – the different fundraising coordinators try to change events so that there is variety not only for the members, but for the public as well.

These events are held in order to reduce membership fees and upgrade Club facilities without taxing members, and to increase fellowship and friendship within the Club membership. Join in the fun if you can!

This page intentionally left blank.

Section 3 - Club Curling Program

For more information on sign ups and schedules, please refer to one of the following sources:

- The specific activity coordinator
- Club Newsletter
- Club Bulletin Boards
- A member of the Board of Directors

The Baie d'Urfé Curling Club's Curling Program offers all members the chance to compete at any competitive level, from Club to Provincial and National.

In-House

The Club schedule is at 7 pm and 9 pm on the evenings that the draws are scheduled, Monday through Friday. There is a men's only Saturday morning draw, the Men's Crystals, at 10 am on most Saturdays.

The following describes the events that the Club offers as part of its program. In many of the competitions, the Club awards the winner and finalist rink with a BDCC pin engraved with the name of the event and the words "Winner" or "Finalist."

Schaefer Ladder

A key point to remember here is that even if you are not immediately on a team, sign up for the Spares List. That way, you will be noticed and you will get a call during the season.

The Schaefer Ladder is BDCC's season-long ladder competition and is open to men's, women's and mixed rinks. The Schaefer is run by the Schaefer Organizer who reports to the V.P. Curling – Men. The Schaefer is "skip's choice". Rinks are made up by the Skips holding a position in the Schaefer Ladder, Membership on a Schaefer rink can be attained through the invitation of a Schaefer Skip.

The Schaefer Ladder consists of four sections of six rinks, classified as "A", "B", "C", and "D" sections. Rinks compete within their own sections, with A and B competing on Mondays, and C and D competing on Tuesdays. At end of each 5-game round robin, the top 2 rinks of B, C and D move up and the bottom 2 rinks of A, B and C move down. The bottom 2 rinks of D are open to challenge from any 4 member rink comprised of Club members. If successful, the challenging rink(s) replace the losing rink in the Schaefer.

Points are awarded on the basis of 6 points for a win in Section A, 5 points for a win in Section B, 4 points for a win in Section C, and 3 points for a win in Section D. At the end of the Curling season, an eight rink double knock out playoff is arranged involving the A Section winners of each round robin plus the remaining rinks with the most accumulated points. The winner is awarded the Schaefer Shield, named after Don Schaefer who donated the trophy in 1966.

The Schaefer Cup is awarded to the top team (A-1) at the end of the fourth round.

The Schaefer Trophy to the team with the most points at the end of season.

Wednesday Open League

Established in 2002, this "Crystal-style" league provides additional opportunity for members to curl and improve their game. **To ensure a good time, the teams are balanced with a mix of new and experienced curlers.**

This will be a sign-up event where the poster goes up each Wednesday night for the next Wednesday night. Friends are invited free for a maximum of three (3) times. The organizer will decide upon prizes. The games will start at 7:30pm to allow for new players to practice at 7:00pm and for the organizer to make up teams.

The Club expects the Skips and the Membership Committee to support this recruiting tool.

House Draws

During the course of the season, BDCC usually runs up to six in-house competitions. These events are open to all members. **These draws are especially useful to new players since it is friendly competition and all teams are balanced to ensure everyone has a good time and is able to perfect their game.**

Joining these draws is via the Sign Up sheets that were mentioned earlier.

Opening

This is the first House Draw of the season, and is usually curled Monday through Thursday evenings during the first two weeks after the Club is opened. Members are generally telephoned by the Telephone Committee before the start of the season to solicit their participation. In order to ensure that as many members get to play as possible, rinks are made up each evening, and points are accumulated for each member for participation in winning rinks. The top eight winning members are awarded pins, and the first-place finisher is awarded the Roy Pelletier Trophy, donated by him in 1961. The main purpose of this event is to work the summer curling kinks out of the members' bodies and to integrate new members into the fellowship and spirit of the Club.

Founders'

The Founders competition follows the Opening. Before the end of the Opening, a sign up sheet is posted on the bulletin board. Anyone interested in curling in this event should sign up. Teams are made up by the Convener, and games are played each Thursday with draws at 7pm and 9pm. The winning rink is awarded pins and the Founders Trophy, named after the Founding Members of BDCC.

Pat Lid

Formation of rinks, curling time, and sign up procedure is the same as for the Founders. The winners receive pins donated by the Canadian Branch of the Royal Caledonian Curling Club and the Pat Lid Trophy, donated by George Flemming in 1962. An interesting sidelight to this competition is the name. It started out as Pot Lid referring to the button in the center of the rings and changed over the years to Pat Lid.

Clan Ross

Formation of rinks, curling time, and sign up procedure is the same as for the Founders. There is one notable change in the formation of the rinks.

....thirds play at the skip position
....seconds play at the third position
....leads play at the second position
....skips play at the lead position

This event was started by Alex Ross who, deference to his own rating as a third, stipulated that rinks competing must be composed of members playing one position above their club rating – with the skips playing lead. At the Closing Dinner and Prize Giving, the winners of Clan Ross are required to drink five toasts with a Ross favourite drink, Athol Brose. The toasts are to the Queen, the Clan Ross, the Club, the Club President, and the Members.

Mixed Curling Ladder

A key point to remember here is that even if you are not immediately on a team, sign up for the Spares List. That way, you will be noticed and you will get a call during the season.

The Mixed Ladder is divided into sections of six rinks. The number of sections depends on the number of curlers available to curl in the Mixed Ladder. The best rinks make up the "A" section, the second best make up the "B" section and so on. At the end of a 5-game round robin, the top 2

rinks of the lower sections move up and the bottom 2 rinks of the higher sections move down. The bottom 2 rinks of the last section are open to challenge from any 4 member rink comprised of Club members. If successful, the challenging rink(s) replace the losing rink in the Mixed Ladder. Playoffs are scheduled for the end of March, eligibility being the rink's performance over the year. The winner is awarded the Charlie Weeks Trophy, donated by Charlie Weeks in 1960, and is declared the BDCC Mixed Champion.

Saturday Morning Men's Crystals

Ever since the BDCC started, most Saturday mornings, the men have competed for Club crystal glasses. A sign-up sheet is posted in the Men's locker room every Saturday morning for the following Saturday's events. All men are eligible to play.

The sign-up is on a first come, first served basis, and there is room for 24 curlers in each Crystals session. Rinks are made up by the organizer just before play begins. The winning Crystals rink is decided by a shoot-out among the three winning rinks. The shoot-out is performed by each member throwing one stone in an attempt to get as close to the button as possible. 4 points for being on, or biting, the button, 3 points for being in, or biting, the four foot, 2 points for being in, or biting, the eight foot, 1 point for being in, or biting, the 12 foot. Each member of the rink with the highest combined score wins a crystal glass.

A small entry fee is charged each Saturday which is used to cover the cost of the four crystal glasses awarded to the winning rink. Points are accumulated through the year, with the men having the three highest points being awarded a crystal decanted at the end of the season. Breakfasts are held before the games on special Saturdays during the season.

Mixed Crystals

These are scheduled several times a year and are generally held on Saturday evenings. The event is run like the Men's Crystals, except it is a mixed event and everyone is welcome. There is a small entry fee for this event which covers the cost of refreshments and the prize for the members of the winning rink which is ceramic coffee mug or beer stein emblazoned with the BDCC crest. The sign-up sheets are posted on the Bulletin Board and rinks are made up by the convener before the game starts.

President's Bowl

The winner of this event is considered the Club Champion. The formation of rinks for competing in this event is "Skip's Choice." Any four men, regardless of rating or experience, may form a rink and enter the Presidents. The winning rink in this event is awarded the President's Bowl, donated by BDCC's first 2 presidents, Wally O'Connor and Don Davis. One twist for the winners of this competition is that they are responsible for filling this bowl on Prize Night with the President's choice of beverage. They must then serve this brew to all members present.

Turkey Spiel

A pre-Christmas draw over a weekend in mid-December. All members are eligible and there is a small entry fee. Sign up sheets are posted on the Bulletin Board. Rinks are made by the convener prior to the start of the game. Turkeys are awarded to the highest-scoring Skips, Thirds, Seconds and Leads, chickens to the runners-up and eggs to the lowest scorers.

Guys and Dolls

A fun mixed weekend event generally held in the second half of the season for which there is a small entry fee. The guiding feature of this event is "role reversal" – ladies play skip and second while men play third and lead. Sign up sheets are posted on the Bulletin Board. Rinks are made by the convener prior to the start of the game. The event includes a treasure hunt.

Pot Luck Supper & Curling

Once or twice a season, on a Saturday afternoon and evening, Club members get together for an afternoon of curling competition followed by a potluck supper and social. Members are requested to bring either a casserole or desert – usually sufficient to feed eight people. Sign up sheets are posted on the Bulletin Board. Rinks are made by the convener prior to the start of the game. Potlucks give members the opportunity of fun curling, excellent fare, and a chance to socialize and get to know your fellow club members.

O'Calcutta

This event provides a fun-packed weekend of curling, betting and partying, and usually occurs in late January or early February. This is open to the first 96 adults members who sign up on the poster that is hung in the Main Lounge. From the 96 curlers, 24 (male or female) are asked by the Calcutta Committee to skip. The 24 skips then draw up their rinks in rotation from the sign up list. After the rinks have been drawn, they are posted (along with the competition schedule) for review prior to the Calcutta Auction Dinner (held the Saturday before the double knock-out competition). At the dinner, the rinks are put up for auction, with the auction proceeds (less 15% to BDCC) being the Calcutta Pool. The Calcutta Pool is parceled among the winning teams – 40% to the rink not losing a single game, and 12% to each of the five rinks that only lose one game. In addition, after the auction, but before the start of play, each member of a rink can purchase a 10% share of their rink from the owner, thereby making them part owners. This total of all the players' entry fees (less 15% to BDCC) is the Team Pool. This is parceled out to members of a winning rink using the same percentages as described above for the Calcutta Pool. Before each draw during the competition, Club members are able to bet on the outcome of the next draw, by placing bets on winning team Tri-Fecta combinations.

Juniors and Little Rocks

The "Junior" Program has been designed for children between the ages of 12 and 19 – providing curling instruction every Sunday morning. The Juniors are competitive and are active in outside club competitions and Junior Bonspiels. They have participated in the Provincial competitions on numerous occasions. As Juniors progress, they are introduced to the regular Club draws, as time and space permit, in order that the game remains a challenge to them.

The "Little Rock" Program is designed for children between the ages of 8 and 11 – providing curling instruction every Sunday morning. Because of the size of these young people – curling is restricted to in-house games.

For both of these groups (Junior and Little Rock), their coordinators try to arrange a number of special events during the season in order to provide socialization as well as the playing of a team sport. This may include special breakfasts or lunches.

Colts

This is a special competition for male members with less than 6 years experience. It is an excellent way for newer curlers to enhance their skills without interference of the so-called knowledgeable older curlers. The winners are awarded pins and the Colts Trophy, donated in 1961 by Odie Grimm.

Greens Competition

Held on Saturday afternoons, as ice is available. This event is often started with a clinic. Sign up sheets are posted on the Bulletin Board. The Greens (first-year curlers) are encouraged to attend this event as it provides an excellent opportunity to practice a lot of shots in a short time. Greens curl one on one, each shooting 4 rocks, alternating, with no sweeping.

Day Mixed

Played on Monday and Wednesday mornings.

Inter-Club Activities

Maple Leaf International Mixed

In 1978, the Candishes, Sages and Macleans organized the first International Mixed Bonspiel. It was designed to attract other Canadian and American rinks for a weekend of curling competitions and partying. This event has continued annually and is now called the Maple Leaf International Mixed Bonspiel. It is usually held on the Thursday to Sunday following the US Thanksgiving.

Two of the rinks in the Maple Leaf International Mixed Bonspiel are chosen from BDCC members. The playdowns to determine which successful BDCC rinks will represent the Club are held in November and run over a two weekend period. All members, regardless of their curling ability, are encouraged to participate in the Maple Leaf Playdowns. There is a small entry fee, and social events are organized around the playdowns. Couples are generally not on the same team, and the spouse of anyone who wins an entry is automatically invited to participate in all of the social events of the Bonspiel. Club members are invited to attend the Opening Cocktail Party (Thursday evening), the Friday night parties at the Club, the Saturday dinner/dance and Sunday's finale. Attendance at the various curling draws is also a tradition.

Lakeshore Bonspiel

Started in 1949, this Bonspiel is run by the Lakeshore Bonspiel Committee made up of representatives from the 7 Lakeshore Clubs – Hudson Whitlock, Hudson Legion, St. Anne-de-Bellevue, Baie d'Urfé, Pointe-Claire, Glenmore (Dollard-des-Ormeaux) and Lachine. Each Club sponsors a trophy. BDCC sponsors the D'Urfé Trophy, emblematic of winning the "E" Division. The divisions are called "A" through "G" or each of the clubs participating. Upwards of 110 rinks have participated in the past. Today the number of teams entering numbers about 85-90.

Held the last two weeks of February, each rink is guaranteed three games. As in past years, the registration fee is \$ 140 which provides each team with a shot at the "A" section cash prize, soapstone carvings for section wins, participants pins and mugs. Snacks, lunches and a finalist brunch are all included as well. Excellent value for your team entry fee.

In 2003, BDCC is slated to host the "A" Trophy, Lachine's Lakeshore Trophy.

Seniors' Bonspiel

Held for one day, in January, the Seniors' Bonspiel starts at 9am and continues throughout the day until 5pm. Luncheon is served along with prizes being awarded.

Day Ladies' Bonspiel

Each year, the BDCC hosts a Day Ladies' Bonspiel that is open to other clubs on the fourth Tuesday of January.

Ladies' Curling Association

The aim of the Ladies' Curling Association (LCA) is to foster good curling within the Province. There are many curling competitions hosted by this group and they are posted on the Club Bulletin Board. The Club has a representative to the LCA. The LCA challenge games include:

Dudley Kerr: for junior curlers

Ted Thompson: for senior curlers

Birks: for senior curlers

The LCA Business Ladies' games include:

Debutantes: for curlers with 5 years experience and less

McCallum / Filly: for curlers with 7 years experience and less

Gillies / Wallingford: for everyone

Lakeshore

There are three Lakeshore Trophy Events run by the Pointe-Claire Ladies Curling Club. These are:

Ailsa Craig- for curlers rated as leads and seconds.

Stronach- for curlers with up to 7 years experience, and skips with 3 years or less.

Whitaker- for curlers with more than 8 years experience.

A sign up sheet is posted on the Club Bulletin Board. Sign up and join because it's a lot of fun.

Annual Business Ladies' Bonspiel

Many curling clubs in Montreal hold a Business Ladies' Bonspiel on a Saturday, January through April. A great opportunity to increase curling time and meet others. BDCC traditionally hosts their Business Ladies' Bonspiel on the first Saturday in March.

Masters Interclub League

Played each Friday morning. The Seniors are invited to play in this inter-club event. Twenty-two (22) games are played over the season. Half are played in house, while the other half are played in various clubs in the Montreal area. Players are selected on the basis of availability, so everyone gets a chance to play. For the wind-up, a one-day Bonspiel is organized by the Town of Mount Royal Curling Club for a playoff for the Harrison Jones Challenge Cup.

Ladies' All-Stars

A Day Ladies' league played each Friday.

Friendlylies

Invitations are received from other clubs for a friendly game. The sign-up sheet is posted on the Club Bulletin Board. Everyone is welcome.

Outside Bonspiels

All types of bonspiels are organized by many clubs. These are open to all curlers. Entry information sheets are posted on the Club Bulletin Boards.

For seniors, up to 30 one-day bonspiels are organized at other clubs, and can involve travel, such as to Cornwall, for a pleasant day trip.

Section 4 – New Members’ Handbook

Welcome to Curling at Baie d’Urfé

This part of the Handbook is meant to provide new members with the information needed to enjoy the Club to it utmost.

The ‘MENTOR’ System

In the past, the Club has found that new members are made to feel more welcome if they have a ‘mentor.’ Mentors are appointed to help new members learn the various routines of the Club and make sure that they don’t miss any of the curling draws or Club social events. You will be assigned a mentor when you join. We hope that your mentor will be helpful – if there are any problems, give the Membership Director a call.

BDCC Communications Tools

Monthly Newsletter – mailed or e-mailed to all members.

Monthly Calendar – posted at the Club and included in the Monthly Newsletter.

Bulletin Boards – used to announce social events, in-club and out-of-club competitions.

Sign Up Sheets – posted to attract participation by the members.

Telephone Committee – mainly used in planning special social events and bonspiels.

Membership Roster – lists all members with addresses and telephone numbers.

Suggestion Box – all suggestions are most welcome.

Typical Weekly Calendar

Sunday	Monday	Tuesday	Wednesday	Thursday	Friday	Saturday
9:30 Little Rocks 10:30 Juniors	9:30 Day Mixed		9:30 Day Mixed		10:00 Super Seniors	10:00 Men’s Crystals
	19:00 and 21:00 Schaeffer Shield	19:00 and 21:00 Schaeffer Shield	19:00 Wednesday Open League	19:00 and 21:00 Club Draw	19:00 and 21:00 Mixed Ladder	Greens Socials Special Events Rentals

Curling Experience Levels and Group Definitions

While there are ratings of curlers, this is meant to help the draw master to create balanced draws so that everyone has fun and no one feels out of place. The goal of curling is to have fun.

Look for the sign ups for Clinics where you can fine tune your technique and learn new aspects of the game.

Greens – the beginner curlers.

The Baie d’Urfé Curling Club offers a series of clinics to introduce you to the game of curling and to improving your skill. ABSOLUTELY FREE. A Greens league is formed and competition games are held every Saturday afternoon, with prize giving at the end of the season. Of course, Greens participate fully in the regular Curling Program of the Club.

Juniors – young curlers between the ages of 12 and 19.

Little Rocks – young curlers between the ages of 8 and 11.

Groups-

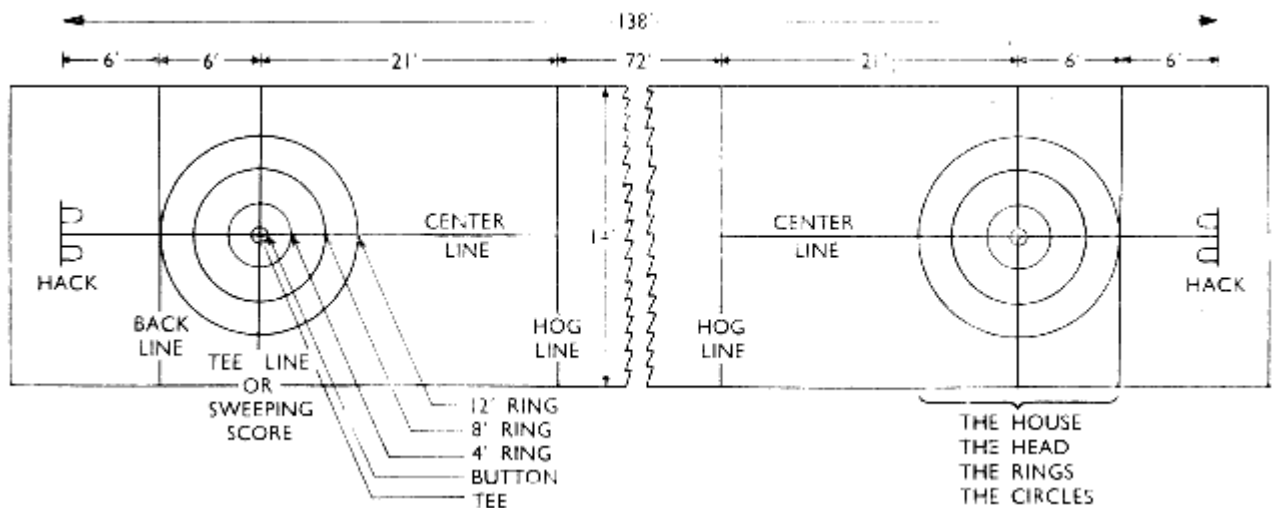
- Day Mixed: teams consisting of ladies and men who curl during the day-time.
- Mixed Ladder: teams consisting of 2 men and 2 women in evening competition.
- Men's Crystals: men only Saturday-morning games.

Baie D'Urfé Curling Club Awards

<u>Event</u>	<u>Prize</u>
Men's Crystals	Each Saturday, winners choose a crystal glass; crystal decanters are awarded to the top three finishers in points at season's end.
Greens	Greens' pins to winner and runner-up.
Mixed Ladder	Charlie Weeks Trophy.
Schaefer Ladder	Schaefer Cup is awarded to the top team (A-1) at the end of the fourth round. Schaefer Trophy to the team with the most points at the end of season. Schaefer Shield to the winner of the playdowns
Colts	Colts Trophy to winner of in-house Colts.
Founders	Founders Trophy and pins to winners; pins to finalists.
Pat Lid	Pat Lid Trophy and pins donated by the Canadian Branch of the Royal Caledonian Curling Club and pins to the finalists
Clan Ross	The winners are required to drink five toasts with Alex Ross's favourite drink – Athol Brose. The toasts are to the Queen, the Clan Ross, the Club, the Club President, and the Members
President's	President's Bowl. One twist for the winners of this competition is that they are responsible for filling this bowl on Prize Night with the President's choice of beverage. They must then serve this brew to all members present.
Opening	Roy Pelletier Trophy to the winner and pins to the top eight finishers in points.

Curling – The Game

THE PLAYING SURFACE



A sheet of curling ice is dimensioned at 138 ft x 14 ft (approx. 42.5 m x 4.3 m). Unlike hockey ice, the curling surface is carefully groomed by frequent burning and shaving to keep it perfectly level.

Before each game, a light spray of water droplets is applied to the surface and immediately freezes in place as a fine pebble. It is on this pebble that curling stones ride easily and react predictably to a player's delivery.

CURLING STONES (ROCKS)



are made from one of several types of shock-absorbing granites quarried mainly in Scotland. Each piece of granite is carefully machined and balanced, and a goose-neck handle is added for the player's convenience. The result is a standard 42 to 44 pound (approx. 19.1 kg to 20 kg) rock, with a diameter of 1 foot (30.5 cms.) and a height of 4.5 inches (11.5 cms.), not including handle. (Synthetic "rocks" of lesser weights are now being produced for the increasing number of younger curlers, aged 6 to 12 years, who are getting involved in the game.)

BROOMS and BRUSHES

The use of brooms and brushes came about because curling was first played out-of-doors on frozen rivers and lakes. When a player delivered a stone, his team-mates cleared the snow from its path by brooming or brushing! The practice continues today, even on indoor ices, because it has been found that sweeping in front of a running rock causes it to go straighter and / or farther.

THE CURLING TEAM (RINK)

A curling team, or rink, consists of four players: the first player of the group is called the Lead, the second player is appropriately known as the Second, and the third is called (you guessed it) the Third, or the Vice (-skip) or the Mate. The Fourth, known as the Skip, is the captain of the team. He/she directs the strategy of the game and calls the shots.

PLAY

A curling game is played according to the following procedures:

- The Skips of Teams A and B position themselves at the far end of the ice.
- At the near end, the Leads of Teams A and B flip a coin to determine which foursome will start first.

Let's say Team A loses the toss:

- Lead A chooses the colour of rocks the team will use.
- Team A's Skip moves into the house (circles, rings) at the far end, and calls for the first stone from Lead A.
- Lead A throws from the hack at the near end of the ice with the intent that the rock will come to rest at the far end position called by the Skip.
- The stone must be released before it crosses the nearest hog line, and be allowed to run freely on its path.
- Team A's Second and Vice may help to control the path of the stone by sweeping (brooming, brushing), *in front* of it.

After Lead A's first rock comes to a halt

- Team B's Skip takes over in the house and calls Lead B's first shot.

When Lead B's stone comes to rest

- Skip A takes the house again to call Lead A's second rock.

Play continues in this alternating manner, until all members of both teams have delivered their two rocks each.

When all 16 rocks have been delivered, the first "end" of play has been completed and the score is tallied (See **OBJECT of the GAME**, below). The team that posts a score in the end must then throw the first rock of the next end. The next and subsequent ends are played by simply delivering back to the opposite house.

An end of play normally takes about 15 minutes. The number of ends per game has varied greatly since the inception of the sport. Nowadays, a regular game, played for enjoyment and sociability, has eight ends. A competitive game, played for titles and prizes, normally has ten. Extra ends are added to break ties that may exist after regulation play.

OBJECT of the GAME

The object of the game is to complete each end with as many of your team's rocks *closer* to the "button" than the nearest of your opponent's stones. Scores are awarded as one point for each such rock.

Fundamentals of Curling

TYPES OF SHOTS

Generally, the skip will ask for three types of shots.

1) DRAW

The Skip wants you to throw your rock such that it comes to rest in the house. S/He will first indicate where s/he wants the rock to wind up and then will place his/her brush on the ice as a target for you; at the same time, s/he will indicate which turn to use. (See "turns" below)

2) RAISE

The Skip wants you, with your rock (shooter), to push another rock that could be in or near the house. He would like you to push the stone so that it ends up in the house. S/He will signify this intention by holding his/her brush horizontally with two hands; s/he will then point to the stone to be raised and place his/her broom on the ice to be used as a target.

3) HIT

The Skip wants you to hit another rock that is in or near the house and to remove it from play. This type of shot requires a little more strength or weight than the previous two. S/He will point to the stone to be removed and with his/her brush indicate that s/he wants it back of the house. S/He will then place his/her brush on the ice to be used as a target.

THE MECHANICS OF THROWING A ROCK

To throw a rock, it is not necessary to lift it (as was taught in the olden days). You just use the supports that are in the ice (the hack) to give yourself a push. **All the strength of a throw comes from your leg muscles.**

THE PHASES OF A THROW (FOR A RIGHT-HANDED PERSON)

- 1) Bring the rock to the hack and place it just in front of your foot.
- 2) Place your right foot in the left hack and line up your body (shoulders) such that it is perpendicular to the direction indicated by the skip.
- 3) Lower yourself, keeping the alignment you had when standing up and grab the rock. Use your brush to stabilize yourself; during the slide (to come) the brush will help you keep your balance.
- 4) Now lift your hips, keeping hold of the rock.
- 5) Bring your left leg back of the hack; you'll automatically bring the rock back with you a little.
- 6) Push the rock forward and apply the desired rotation.

- Push with your right leg with the required strength (that will come with practice!).
- Start the slide towards the skip's brush and, as soon as possible, put your left foot right behind the rock.
- Apply the desired rotation and let go of the rock when you think that all is fine, but definitely before the rock has completely crossed the hog line.

" ROTATING" THE STONE

You never throw a stone without applying a rotation. Otherwise, the stone would wander as it sees fit and there would not be any control on its direction. You give the stone a rotation so that it will travel in a controlled curve.

The skip always indicates two things; first, where s/he wants the stone to wind up (either as a draw, raise or takeout). Next s/he puts her/his brush on the ice so you can use it as a target during your slide. Which rotation to use is easy to figure out. Imagine that you are driving your car and that you first want to go in the direction of the skips' brush and that you want to slowly turn towards the first place that the skip indicated. The rotation of the stone will be the same as the rotation you would use on your steering wheel. By cocking the handle of your rock to either the 10 o'clock or the 2 o'clock position and then releasing it at the 12 o'clock position, you can easily make a right or left turn.

SWEEPING

The skip will call for sweeping as he sees fit. With experienced teams, the sweepers decide. Sweeping has two main consequences. During a draw shot, sweeping can increase the distance that the stone will cover. During a take-out shot, sweeping can flatten the curve that the stone will follow. Sweepers should strive to be able to evaluate the weight of a stone and react accordingly.

THE FREE GUARD ZONE (FGZ)

Sooner or later you will hear the term "free guard zone." The FGZ is an area between the hog-line and the tee-line, *excluding the house*. The rules stipulate that any of the first three rocks that are in the FGZ can not be hit out of play. If any of those stones is hit out of play by an opposing stone, it is replaced, and the offending stone is removed from play. Once the third rock has come to rest, the three stones may now to be considered in play and can be removed.

TEAM COMPOSITION

A curling team has four players:

- The **Lead** who throws the first two stones of his team.
- The **Second** who throws the next two stones.
- The **Third** or "vice-skip" who will throw the next two stones and hold the broom when the skip throws his stones.
- The **Skip** who must study the ice to determine its quirks, set the strategy of the game (sometimes with the input of other team members), decide on the shot to be used and throw the last two stones.

SEQUENCE OF PLAY

A game is composed of several ends (usually 8). During an end, teams throw stones alternately (one blue stone, one red stone and so on). First, the Leads will throw their two stones, then the Seconds, then the Thirds and finally the Skips.

At the start of the game, teams will draw to see who will throw the first stone. Usually, the two leads flip a coin to determine who has the hammer (or last rock). (The team who throws last has the advantage.) Then, for the other ends, the team that has scored last will throw the first stone. If there is no score in one end, the previous order will be maintained.

SCORING

Scoring is as follows. A team will score as many points as it has rocks that are in the house **and** that are closer to the button than any stone from the opposing team.

HOW TO READ THE SCORE

The score board has three lines. The score is read on the middle line. The line that is the colour of the stones you are using indicates the cumulative score after each end.

THE TRADITION OF CURLING

Curling is a very social sport.

At the beginning of a game, it is customary to shake the hands of the opposition and wish them a "good game." When the game is over, you shake hands again in celebration of a good match played by all. Tradition says that the winners of a match will offer a drink to their opponents. Of course, after that drink, the losers reciprocate.

CLOTHING

On the ice, the temperature is always close to 0 Celsius; you must dress accordingly. Your trousers should allow you plenty of room as you stretch to launch your stone. Leggings or something similar is OK; curling pants are best. Tight jeans will restrict your movements during

your throw. For your feet, curling shoes are the best, but some players use running shoes (with clean soles). During the clinic, you will be given "sliders" to increase your glide. You may find it better to get your own slider. It is also preferable to choose clothing made of material that will not "shed" fibers on the ice. Even with good sweeping, a rock can pick up a fiber and change its course.

Section 5 – Branch and Curling Quebec Activities - Adult

Lord Elgin

LORD ELGIN is a branch men's competition normally played down in a single weekend with the winner receiving the Lord Elgin Trophy.

Grand Match

GRAND MATCH is a branch men's competition held every November. It is a single game multiple team entry with the winner being decided by the best total points for and against average.

Senior Ladies

SENIOR LADIES is a ladies competition for those who are 50 and over playing down to represent the province at the Senior Nationals.

Senior Men

SENIOR MEN is a men's competition for those who are 50 and over playing down to represent the province at the Senior Nationals.

Ladies Last Chance

Provincial Ladies

PROVINCIAL LADIES is a ladies competition playing down to represent the province at the Scott Tournament of Hearts.

Royal Victoria Jubilee

ROYAL VICTORIA JUBILEE is the branch championship for men.

Men's Last Chance

Governor General

GOVERNOR GENERAL is a men's competition involving two teams from each club. It is a head to head event with the winning teams having the best total points.

Provincial Men's

PROVINCIAL MEN'S is a men's competition playing down to represent the province at The Brier.

Provincial Masters

PROVINCIAL MASTERS is a men's competition for those who are 60 and over playing down to represent the province at the National Masters.

Branch Senior Men

BRANCH SENIOR MEN is a men's competition for those who are 55 and over.

The Gordon

THE GORDON is the oldest continuous branch men's competition and is an invitational event between Canada and the United States. It moves alternate years between the two countries.

Lady Gilmour Branch Mixed

LADY GILMOUR BRANCH MIXED is the branch mixed championship.

Branch Colts

BRANCH COLTS is a men's competition open to players with 5 years or less curling experience.

Provincial Mixed

PROVINCIAL MIXED is an open mixed competition playing down with the winner representing Quebec at the National Mixed Championship.

Branch and Curling Quebec Activities - Juniors

Christmas Bonspiel

An open registration Bonspiel held between Christmas and New Year's. The competition is structured to ensure that all teams are guaranteed three games. The finals are held for the trophies for the "A", "B", "C" and "D" championships. Patches and pins are given to the winners and finalists.

Provincial Juniors

Regional Playdowns are held three to five weeks in advance of the Provincial Finals. BDCC is part of the Montreal Region of Curling Quebec. Three teams (men's and women's) qualify from the Montreal Region for the finals held during the week following New Year's Day. The Finals are organized on a triple knock-out basis, with the Finals arranged around the "A", "B" and "C" winners. The winner represents Quebec at the National Juniors Championship.

Doug Washer Branch Men

A competition for Junior Men of the Branch. District Playdowns are held two to three weeks in advance of the finals. BDCC is in District 1 of the Canadian Branch of the Royal Caledonian Curling Club. Eight teams qualify from District 1 for the finals held in early February. The competition is structured to ensure that all teams are guaranteed three games. Finals are held for the trophies for the "A", "B", "C" and "D" championships. Patches and pins are given to the winners and finalists.

Branch Teen Mixed

A competition for Junior Men and Women of the Branch. District Playdowns are held two to three weeks in advance of the finals. BDCC is in District 1 of the Canadian Branch of the Royal Caledonian Curling Club. Eight teams qualify from District 1 for the finals held in late March. The competition is structured to ensure that all teams are guaranteed three games. Finals are held for the trophies for the "A", "B", "C" and "D" championships. Patches and pins are given to the winners and finalists.

Section 6 – History of Curling and Glossary

History of Curling



ORIGINS

● The precise beginnings of curling will always remain a mystery! However, it is not hard to imagine a man, hundreds or even thousands of years ago, who weighed a smooth, heavy rock in his hand, then watched and listened with fascination as he launched it along a glistening bed of ice on a frozen river. This "first curler" must have been intrigued by the way the rock moved and by the grumbling sound it made as it twisted and turned. Other people in the not so distant past have heard this same sound and have applied it as a nickname for the game of curling ... it is often referred to as "the roaring game."

● Scots and continental Europeans have engaged in many a lively dispute as to the true origin of curling. Both claim to be founders. Did Scots invent the game, or was it imported by Flemish sportsmen who emigrated to Scotland during the reign of James VI (James I of England)? Did Europeans engage in some early form of curling, and did Scots merely adopt and enhance it? The evidence, based on works of art, contemporary writings, and archaeological finds, has sparked a number of theories, but nothing is conclusive.

● Some of the earliest graphic records of a game similar to curling date from 1565. Two oil paintings by the Dutch master Pieter Bruegel, entitled "Winter Landscape with Skaters and a Birdtrap" and "Hunters in the Snow," show *eischiessen* or "ice shooting," a Bavarian game played with a long stick-like handle, that is still enjoyed today. Another work, an engraving by R. de Baudous (1575 - 1644) after N. van Wieringen, entitled "Hyems" or "Winter," shows players who appear to be sliding large discs of wood along a frozen water-way. Other sketches from around the same time show a Dutch game called *kuting*, played with frozen lumps of earth.

● The first hand-written record of what could be called an early curling game dates from February, 1540, when John McQuhin of Scotland noted down, in Latin, a challenge to a game on ice between a monk named John Sclater and an associate, Gavin Hamilton.

● The first printed reference to curling appears in a 17th-Century elegy published by Henry Adamson following the death of a close friend: *His name was M. James Gall, a citizen of Perth, and a gentle-man of goodly stature, and pregnant wit, much given to pastime, as golf, archerie, curling and jovial companie*. It seems too that the game tempted many people from all walks of life. Records from a Glasgow Assembly of Presbyterians in 1638 accused a certain Bishop Graham of Orkney of a terrible act: *He was a curler on the ice on the Sabbath*.

● By the 18th century, curling had become a common past-time in Scotland. Both the poetry and the prose of the era provide numerous records of *bonspiels*, curling societies, and curling as a great national game.

● The real controversy over the birthplace of the game was initiated by the Reverend John Ramsay of Gladsmuir, Scotland. In his book, *An Account of the Game of Curling* (Edinburgh 1811), he argued in favour of Continental beginnings. His research into the origins of curling words (examples: *bonspiel*, *brough*, *colly*, *curl*, *kuting*, *quoting*, *rink*, and *wick*), led him to conclude that they were derived from Dutch or German. Claiming that most of the words were

foreign, he wrote, *but the whole of the terms being Continental compel us to ascribe to a Continental origin.*

● The famous historian, the Reverend John Kerr, contested Ramsay's views and campaigned in favour of Scottish beginnings to curling. In *A History of Curling* (1890), Kerr questioned: *if Flemings had brought the game to Scotland in the 1500's, why did Scottish poets and historians make no special mention of its introduction before 1600?* He also saw no proof that many of the terms were Continental, explaining that many were of Celtic or Teutonic origin (examples: channel stone, crampit, draw, hack, hog, skip, tee, toesee, tramp, and tricker).

● To add to the puzzle, archaeological evidence of a curling stone (the famous Stirling Stone) inscribed with the date 1511 turned up, along with another bearing the date 1551, when an old pond was drained at Dunblane, Scotland.

● The true origin of curling is cloudy, lost in time. There is no doubt or dispute, however, that the Scots nurtured the game. They improved equipment, established rules, turned curling into a national past-time, and exported it to many other countries throughout the world.



EVOLUTION

● As curling gained popularity in Scotland in the early 1800's, a uniform set of rules became necessary for the many new participants. The Duddingston Club was the first, in 1804, to set out the "Rules in Curling," remarkable for their common sense and for their similarity to those followed today.

● Subsequently, as more and more clubs were formed, it became evident that a governing body had to be set up to co-ordinate the growth of the curling community, at least in Scotland. John Cairnie was an accomplished curler who had built a curling hall at Largs, Scotland, in 1813. He was also an innovator and the driving force for the creation of a "Mother Club of Curling." In 1833, he called on all Scottish clubs to submit lists of their officers, numbers of curlers, and matches played. The information was used to establish the Grand Caledonian Curling Club in Edinburgh in 1838, and to provide for its members *The Annuals*, a record of curling that has been compiled regularly since 1839.

● In 1843, the Grand Caledonian was granted the patronage of Prince Albert, and was renamed the *Royal Caledonian Curling Club*. Since then, patrons have always been members of the Royal Family, and beginning in 1900, have been either a king or a queen. The founding of the Royal Club gave curling its first central association, and the occasion is generally considered as the most prominent and far-reaching event in the history of the sport.

● After being a demonstration sport in the 1990 and 1994 Winter Olympics, curling made its debut as an Olympic sport in Nagano, Japan, in 1998. With the 2002 Olympic Games in Salt Lake City, Utah, curling is enjoying a surge of interest.

EXPANSION



Curling in Canada

- Scottish immigrants introduced curling to Canada where it thrived and attained a level of excellence that remains unsurpassed.
- The sport evolved significantly from its humble beginnings when, in the winter of 1760, Scottish troops melted down cannon balls to fashion curling irons. Long, harsh Canadian winters were ideal for the game.
- By 1807, the first North American club was established. On January 22 of that year, twenty sporting Montreal merchants, who had been curling on the ice of the St. Lawrence River behind Molson's Brewery, founded the Montreal Curling Club. (In 1924, the club was honoured with the privilege of adding "Royal" to its name.)
- Early rules of the Montreal Club stated that the losing party pays for a bowl of whisky toddy, to be placed in the middle of the table for the rest of the curlers.
- A second club was organized at Quebec City in 1821, also using irons. Curlers from each city met halfway on the St. Lawrence River at Trois-Rivières in 1836. Quebec won, 31-23, with the losers paying for dinner.
- The Montreal and Quebec curling clubs sought affiliation with the Royal Caledonian Curling Club as soon as news of the founding of the Royal Club reached them. They were accepted and named the Canadian Branch of the Royal Caledonian Curling Club in 1852, with headquarters in Montreal. The Canadian Branch still exists as an organizing body for curling in eastern Quebec and the Ottawa Valley in eastern Ontario within the respective Curling Quebec and Ottawa Valley Curling Association organizations.
- Nearly 40,000 people, most of them Scots, settled Ontario between 1816 and 1823. Some of them were stone masons and made their curling stones from granite. Ontario's first curling club was in Kingston (1820). Within five years, the game's popularity had spread to Toronto. Curling clubs sprouted all over the province and the founding of the Toronto Curling Club in 1837 foreshadowed that city becoming the center of curling in Ontario.
- Competition between Quebec and Ontario curlers grew and in 1859, with the coming of the Grand Trunk Railway, curlers no longer had to travel days by horse and wagon to compete against each other. The only problem was that Quebec curlers insisted on competing with their irons (used widely in Montreal until 1954), while Ontario curlers wanted to use granite rocks. They compromised by playing separate matches using irons against irons and rocks against rocks. Quebec invariably won the games using irons and Ontario won the games played with rocks.
- Curling spread fairly quickly throughout Ontario in the early part of the 19th century. But even though Ontario curling clubs had three times the membership of Quebec clubs, they remained without a policy-making voice until 1874, when they united and joined the Royal Club as the branch of the Province of Ontario.
- Curling spread more slowly in the Maritimes. Coal miners from Scotland, with curling stones in tow, settled in Nova Scotia and started clubs in Halifax (1824) and Pictou (1829). Another group

of Scots brought the game to Newfoundland, forming a club in St. John's in 1843. New Brunswick sportsmen were inspired to take up curling after reading about the 1853 Grand Match at Carsebreck, Scotland. They imported stones, liked the game and formed a club in 1854. Islanders caught onto the game later and founded a club at Charlottetown, Prince Edward Island in 1887.

- Manitoba's first settlers, in 1812, made curling stones from oak blocks. Curling exploded in the west, turning Winnipeg into the center of curling, with more clubs in Manitoba than in Quebec and Ontario combined. The Manitoba Branch of the Royal Caledonian was established in 1888 and curlers from all parts of Canada and the U.S.A. flocked to the Winnipeg Curling Club, with 62 rinks participating in the bonspiel that year.

- Small clubs began to pop up all over Saskatchewan after about 1880. They catered to farmers and featured thatched wooden huts to protect curlers and the natural ice from the snow and wind. Before long, Saskatchewan had more curlers than any other province. Early clubs in Saskatchewan, Alberta and British-Columbia chose to turn to the Manitoba Branch for guidance.

- Cold winters drove curling indoors and the bigger clubs began to build indoor rinks after 1840. By 1900, Canadian curling clubs had moved almost exclusively indoors. Indoor rinks and later, modern ice-making technology brought the sport closer to an art form, eliminating snow, ice bumps and much of the luck that had previously made up the game.

- Canada felt the need for its own governing body to regulate the sport and the Dominion Curling Association (later renamed the Canadian Curling Association) was founded in 1935. The CCA was instrumental in promoting the Canadian men's championship and in starting a national high school championship in 1950, a national ladies' championship (1961), mixed (1964), senior men's (1965), junior ladies' (1971) and senior ladies' (1973).

- In 1974, the CCA opened a new branch, Curl Canada, to develop a national teaching program. The goal of Curl Canada instructor courses and clinics was to train instructors to teach standardized curling skills and techniques. The initial concept has grown since then to also include coaching certification, ice technicians and club management.

- Canada currently has an estimated 1,300,000 curlers at over 2000 clubs and is generally considered the dominating force both in innovations to the sport and in competitive curling success.

Curling in the United States of America

- The first organized curling club in the United States was the Orchard Lake Curling Club of Detroit, founded in 1832 by Scottish farmers who, immigrating by boat to Chicago, were shipwrecked on the shore of Lake St. Clair. They decided to stay, formed a club and shaped blocks of hickory with which to curl. Soon after, clubs sprang up in New England (Boston 1839), Milwaukee (1843), Chicago (1854) and Wisconsin (where some men improvised by using their wives' irons to curl).

- In 1867, twelve clubs got together and, calling themselves the Grand National Curling Club, formed the first American association. By 1880 curling fever had spread westward and 14 clubs joined together to form the North-Western Curling Association. The Midwest Association, founded in 1945, represented curlers from Nebraska, Ohio, Wisconsin, Illinois and Michigan.

- The first U.S. curling championship was held in 1957 when winners from ten states met on the ice at Chicago Stadium.

• The United States Curling Association, amalgamating the United States Men's Curling Association (established in 1958) and the Women's Curling Association (formed in 1947), became the national governing body for the sport in 1976.

• There are about 20,000 registered curlers in the U.S., with probably as many once-a-year curlers. The country has 133 clubs playing at 107 rinks and 20 hockey-curling rinks.

• The U.S. has had great success in men's world curling competition, boasting four World titles. In 1965 Bud Somerville's rink became the first non-Canadian team to win a world championship. Somerville won again in 1974. Bruce Roberts was successful in 1976 and Bob Nichol's team captured the title in 1978.

A glossary of curling lingo

BACK LINE – Similar to the T-Line, but crosses the ice at the back of the house.

BONSPIELS - curling tournaments.

BROOM - the instrument used to sweep the ice. Brooms with brush heads are most common.

BURNED – a stone that is accidentally touched by your broom or any part of you while it is moving is said to have been "burned." It can be removed from play, at the discretion of the opposing skip. A curler must advise his/her skip when s/he has burned a rock.

BUTTON – is the center of the circles in the house, also known as the tee or pin

CURL - a twist of the stone's handle upon release makes the stone curl, or curve, as it travels down the ice. The rock curls in the direction of the turn.

DELIVERY - the body motion of a curler as the rock is being shot.

DRAW - a rock that stops in front of or in the house.

END - similar to an inning in baseball. One end is complete when all 16 rocks (eight per team) have been thrown to one end. A game is usually eight ends, or about two hours. Championship games are 10 ends, or about 2 1/2 hours. After each end, the score is determined.

FREEZE - a draw that finishes in front of and next to another rock.

GREEN - a beginner curler.

GUARD - a rock between the hog line and the house used to prevent the opposition from hitting a rock in the house.

HACK - a rubber foothold from which curlers deliver the rock. It is about 125 feet from the scoring area.

HAMMER - the last rock of each end.

HEAVY ICE - when the ice is "slow" and the rocks have to be thrown harder.

HOG LINES - located 21 feet from each tee. A rock must be released before the near hog line, and travel beyond the far hog line, or it is removed from play.

HOUSE - the scoring area, 12 feet in diameter, with concentric circles of four and eight feet in diameter inside.

HURRY - a command shouted by the skip or shooter to tell the sweepers to sweep.

IN-TURN – a rock that is thrown by a right-handed curler with a clockwise rotation as it slides down the ice. For a left-handed curler, the rotation is counter clockwise.

KEEN ICE - when the ice is "fast" and less momentum is needed to get the rock to the desired target.

LEAD - the player who delivers the first two rocks of each end, alternating with the opponent's lead.

NARROW - a rock delivered inside the intended line of delivery.

OUT-TURN – a rock that is thrown by a right-handed curler with a counter clockwise rotation as it slides down the ice. For a left-handed curler, the rotation is clockwise.

PIN - the center of the house, also known as the button or tee.

RAISE - a draw that raises, or moves, another rock into the house.

RINGS – the coloured circles radiating from the button. The rings are two feet wide. The first colour starting with the button is the 4 foot circle, the second is the 8 foot, and the third colour is the 12 foot.

RINK - a curling team, which consists of four players: the Skip, Third (or Vice-Skip), Second and Lead. All players are involved in every shot, with one shooting, two sweeping, and one calling strategy. Two rinks play against each other.

ROCKS - also known as stones, curling rocks are made of rare, dense, and polished granite quarried only on Ailsa Craig, an island off Scotland's coast. Each rock weighs 42 pounds.

SCORING - only one rink scores per end, that being the rink with the rock closest to the center of the house. Points are awarded for each rock closer to the center than the opponent's. The maximum score in an end is eight, which is very rare. Typically one to three points are scored per end. The team with the highest total at game's end is the winner.

SECOND - the player who delivers the second two rocks of each end for his or her team, alternating with the opponent's Second.

SHEET - the 146-foot long ice playing area. The sheet's design allows play in both directions.

SHOT or SHOT ROCK – the rock that is closest to the Pin.

SKIP - the player who holds the broom as a target for shots by the other three players. Skips are also the team strategists and must study, or read, the ice, anticipate the amount of curl, and then

call the shots. Skips usually throw the last two rocks of each end, at which point the Vice-Skip or Third will take the place of the Skip in the house.

SLIDER - worn over the shoe on the sliding foot in the delivery of a stone to allow for a long, smooth motion and follow through. Specially-made curling shoes have sliders built in.

STRAIGHT ICE - when the ice conditions do not allow the stones to curl much.

SWEEPING - players sweep to make the rock travel farther or to keep it from curling more than desired. Good sweepers can increase the distance a stone travels by as much as 15 feet. Sweeping creates a thin film of water under the rock, allowing it to glide easier. Two players are ready to sweep each shot.

"SWINGY" ICE - when ice conditions cause stones to curl greatly.

TAKEOUT - a type of shot that removes another rock from play.

T-LINE or **TEE-LINE** – it's the line, perpendicular to the length of the ice, which separates the house equally in two.

TEE - the center of the house, also known as the button or pin.

THIRD - the player who delivers the third two rocks of each end, alternating with the opponent's Third. Also known as the Vice-Skip, this player holds the broom, or target, when the Skip shoots, and also helps the Skip with game strategy.

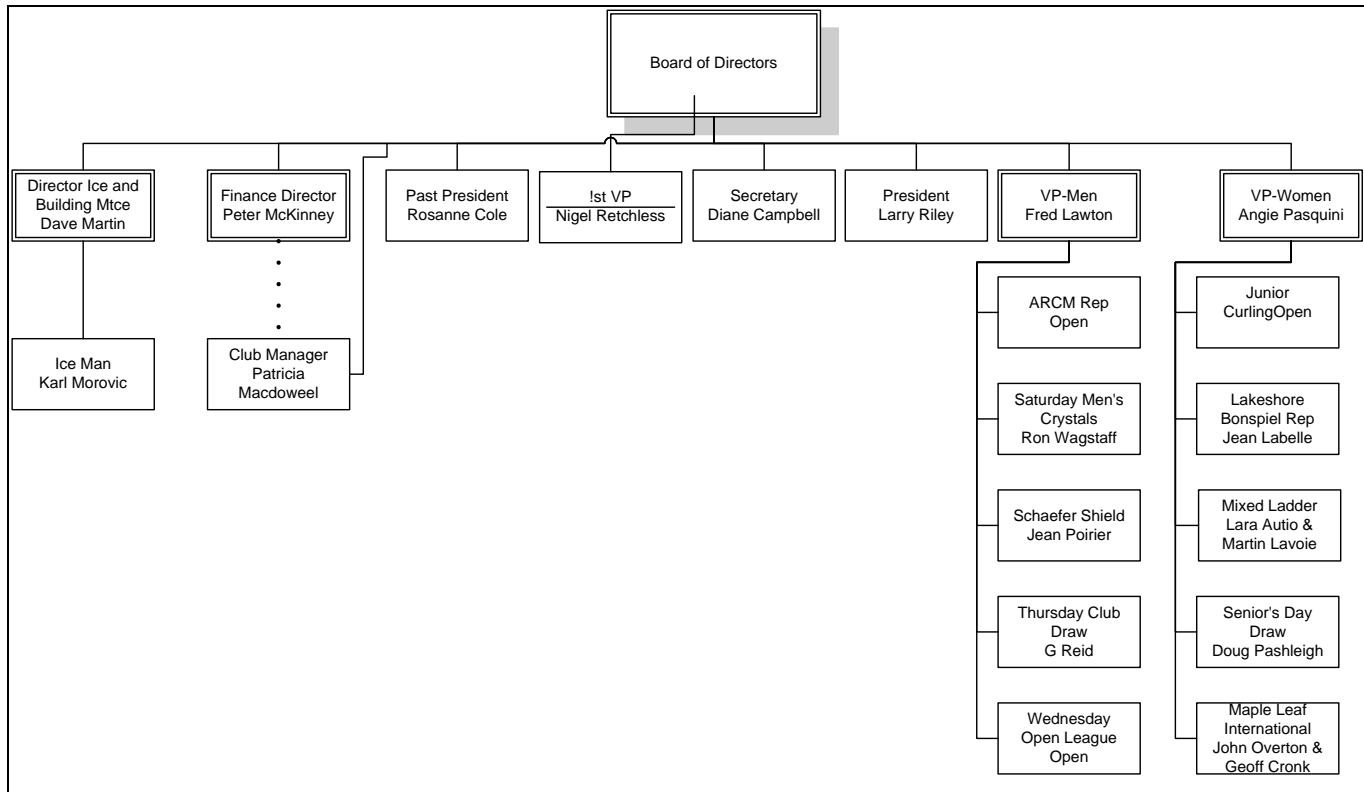
WIDE - a rock delivered outside the target line.

This page intentionally left blank.

Section 7 – Club Structure and Operations

Management

The following organization chart reflects the club structure as of Summer 2002. In this way, you gain information.



Board of Directors

All Directors and Officers are nominated annually by a Nominating Committee of Club members. The By-Laws of the Club stipulate the terms of office to be one year or until a successor has been found. The exception is that the term of the President may not exceed 2 consecutive years. Baie d'Urfé tradition has it that the President and Past-President serve 2-year terms, while the other Directors serve 3-year terms.

PRESIDENT – chairperson of the Board of Directors and Chief Executive Officer of the Club; counsels and directs other volunteer members and/or Directors as requested or required; plans, directs and coordinates the operation of the Club through the various Directors, Volunteers and hired personnel and attends events as an executive member of the Board of Directors.

1st VICEPRESIDENT – assists the President, chairs all Board meetings in the absence of the President, assists the President in the counsel and direction of the volunteer members, helps the Club achieve its annual business operational and financial objectives through coordination of the volunteer groups within the Club.

PAST-PRESIDENT – assists the President, organizes and coordinates the annual “Maple Leaf International Bonspiel;” chairs the Nominating Committee and performs other functions as needed.

VICE-PRESIDENT, MEN – co-responsibility (with the V-P, Women) for the organization and maintenance of the Club Calendar; manages the staffing of the club activities for which he is responsible and supports those recruited to organize those activities and attends events as an executive member of the Board of Directors.

VICE-PRESIDENT, WOMEN – co-responsibility (with the V-P, Men) for the organization and maintenance of the Club Calendar; manages the staffing of the club activities for which she is responsible and supports those recruited to organize those activities and attends events as an executive member of the Board of Directors.

SECRETARY – records all Club Board meeting minutes, posts notices as required, handles details related to presidential and secretarial functions, notifies all members of meeting dates, provides documentation for the Annual General Meeting and attends events as an executive member of the Board of Directors.

FINANCE DIRECTOR – the Club's Finance Director oversees the work of the Club Manager, ensures that proper management of the Club operations is achieved, prepares monthly and annual financial statements, and presents the Annual Report to the Annual General Meeting.

ICE AND BUILDING MAINTENANCE DIRECTOR – responsible for the physical well-being of the Club facilities and of the playing ice. Works with the Ice Man to ensure quality ice and equipment for the Club. Prepares proposals to the Board of Directors for maintenance and repair expenditures.

Other Directors

These two Directors do not sit on the Board of Directors, but do often attend meetings in order to keep the Board current on Club activities.

SOCIAL DIRECTOR – recruits a Social Committee and works with the volunteers to organize the social activities of the Club. Works in close coordination with the Membership Committee to ensure a supportive recruitment environment.

MEMBERSHIP DIRECTOR – recruits a Membership Committee and works with the volunteers to organize the Membership Recruitment drive of the Club. Works in close coordination with the Social Committee to ensure a supportive recruitment environment. Also works with community and media resources to publicize the Club's activities and available resources.

Club Representatives

In the past, the Baie d'Urfé Curling Club had a more formalized structure that comprised a Ladies' Executive, and an Evening Ladies' Executive, as well as a Super Seniors program that addressed the Super Seniors activities.

Currently, this organizational structure does not exist. The Baie d'Urfé Curling Club however still has active representatives related to these past structures. The following describes these.

Many of the formerly separate curling programs have been merged and are described in Section 3.

LCA Representative – acts as a liaison between the Baie d'Urfé Curling Club and the Ladies' Curling Association. Attends all meetings and posts relevant information at the Club.

Curling Quebec Representative, Women – acts as co-liaison, with the Curling Quebec Representative, Men, between the Baie d'Urfé Curling Club and Curling Quebec. Attends all meetings and posts relevant information at the Club.

Social/Hospitality – the Ladies' members support the Maple Leaf International and the Calcutta lunches through their organization and services to the teams.

Membership Roster

The Roster is a club membership listing which is published each fall providing members with a listing of all members with their addresses, telephone numbers (home, business and cellular), and e-mail addresses.

Suggestion Box

There is a box provided for suggestions at the entrance to the Club. Your suggestions are most welcome. The Club encourages you to sign your member number so that the Club Executive can call you for further information, as required.

Club Dues / Chits / Invoicing

The Club dues are payable by September 30 of each year. Any dues (or portion thereof) still unpaid by Sept 30 will be included in the invoice statement of Sept 30 and will be subject to the late payment penalty charges. All dues are payable before a member can participate in regular league play. The annual fees include the 'association' fees which the Club turns over to Curling Quebec and Canadian Curling Association.

As a member, you are assigned a number for the purpose of signing Club chits. You may "charge" for food, drinks, merchandise, and Club events under this system. This is a privilege accorded to members and a statement is issued each month detailing expenditures. **ALL PAYMENTS ARE DUE UPON RECEIPT.** Any payments not received before the issuance of the next statement will be subject to interest charges.

Mail is placed in the wall cabinet to the right of the ice viewing windows in the main lounge. Any mail not collected will be posted to you.

Name Tags

At the start of the season, the Club Manager will post a sheet on the Bulletin Board for name tags. You are encouraged to order a name tag and wear it all the time.

Sign-Ups / Bulletin Boards

There are three traditional sign-up areas; in the Men's and Women's lounges, on the Club Bulletin Boards and on the easel as you enter the Lounge. For full enjoyment of the curling season, it is important to keep yourself aware of what is being advertised. General out-of-club event notices are posted on the various Bulletin Boards.

Don't forget to sign up early!

Telephone Committee

A telephone committee is responsible for calling members to remind them of special events. The committee is donating its time, so please return their calls. And do remember that event planning requires a reasonably accurate estimate of the number of attendees, so sign up early, whenever you can.

Rentals / Catering

The Club is available for rent year-round. Members enjoy a reduction in the rental fees should they wish utilize the facility. Although Club rentals are a great source of income, and thereby help to keep our membership fees as low as possible, Club events will usually take precedence over rentals.

This page intentionally left blank.

Section 8 - Roles and Responsibilities

President

- Chairman of the Board of Directors, and CEO of the Club.
- Attends, counsels and directs other volunteer members and/or Directors as requested or required.
- Plans, directs, and coordinates the operation of the Club through the various Directors and hired personnel.

Secretary

- Records all Club Board meetings.
- Posts notices as required.
- Notifies members of meeting dates.
- Prepares documentation for the Annual General Meeting.
- Handles details of the secretarial function.

Finance Director

- Maintains books of account.
- Prepares monthly and annual financial statements.
- Reports to the Board of Directors.
- Supervises the Club Manager
- Attends to the Club's Banking Needs
- Coordinates Purchasing activities with Director-I&BM, Club Manager, and others as required.
- Provide accounting support to event coordinators, as required.
- Ensure that legal and reporting requirements are met for employees.
- Ensure and recommend on adequate insurance coverage.
- Works with the D-I&BM to ensure that contract work is properly documented and executed.
- (Additional description is available on a more detailed level in a separate Club Manager document)

Club Manager

- Reports to the Finance Director
- (Complete description is available on a more detailed level in a separate Club Manager document)
- Attract and manage rentals of Club facilities
- Manage the supplies for the Club.
- Responsible for volunteer and paid bartenders.
- Coordinate the maintenance of the calendar and respond to member queries.
- Assist in the organization of Club events.

Vice-President, Men

- Manages the curling activities noted separately below.
- Manages the Club Calendar in coordination with the Club Manager, and the event coordinators
- Coordinates the Club Calendar with the V-P, Women
- Coordinates ice requirements with the Director, Ice and Building Maintenance.
- Provide up to date Calendar to the Newsletter by each monthly deadline
- Recruit and support event coordinators.
- Report to the Board on any requests made by Club Members or event coordinators.

- Report to the Board on any issues that come to his attention.
- Work with Club Members and the Club Manager on special events.
- Organize clinics with the V-P, Women
- Support the Membership Committee by organizing the Opening Bonspiel with the V-P, Women.
- Maintain appropriate in-Club notices.
- Assist in coordinating responses to out-of-club requests.
- Submit contributions to the Newsletter
- Coordinate the submission of Newsletter material with event coordinators.

Event Coordinators – General Guidelines

- Announce / make available a schedule of events.
- Actively recruit Club Members to participate.
- Coordinate the sign up of teams, payment of fees, etc.
- Ensure that Club Members communicate with adequate notice on all changes.
- Provide the V-P's Curling, with the necessary information on a timely basis to coordinate schedules and / or requirements of the Club or changes in the requirements.
- Monitor performance of the Club Members in assigned / requested responsibilities to ensure that appropriate service is rendered.
- Report out-of-club requests to the V-P's Curling.
- Submit contributions to the Newsletter.
- Maintain appropriate in-Club notices.
- The Events included in this are:
 - Schaefer Ladder
 - Wednesday Open League
 - Thursday Club Draw
 - Saturday Men's Crystals
 - Greens

Curling Quebec Representative

- Was called the Branch Representative
- Provide a communications link between Curling Quebec and the Club
- Provide members with timely and appropriate information on Curling Quebec Branch and Provincial events.
- Promote Club participation in the Branch and Provincial events.
- Report to the Vice-President, Men
- Provide ice requirements and dates of said requirements to the Vice-President, Men on a timely basis.
- Work with the Vice-President, Men to respond to outside ice requests.

Vice-President, Women

- Manages the curling activities noted separately below.
- Coordinates the Club Calendar with the V-P, Men
- Coordinates ice requirements with the V-P, men and Director, Ice and Building Maintenance.
- Recruit and support event coordinators.
- Report to the Board on any requests made by Club Members or event coordinators.
- Report to the Board on any issues that come to her attention.
- Work with Club Members and the Club Manager on special events.
- Organize clinics with the V-P, Men
- Support the Membership Committee by organizing the Opening Bonspiel with the V-P, Men
- Maintain appropriate in-Club notices.
- Assist in coordinating responses to out-of-club requests.

- Submit contributions to the Newsletter
- Coordinate the submission of Newsletter material with event coordinators.

Juniors Director

- Coordinates the curling program for the young people of the Club.
- Arranges both in-house and out-of-house competitions.
- Co-ordinates the Jeux du Quebec participation.
- Co-ordinates Provincial and Branch Junior participation.
- Arranges and manages Junior program funding.
- Coordinates the Juniors Open House.

Lakeshore Bonspiel Representative

- In "A" Championship years, BDCC hosts the Committee meetings.
- Attends all Lakeshore Bonspiel Committee meetings.
- Advertises the Bonspiel to the Club.
- Submit contributions to the Newsletter
- Organizes Club participation in the Bonspiel.
- Ensures appropriate hosting of the participant teams.
- Coordinates the meal planning with the Club Manager to be served during the various draws and the "Final" Sunday, based on the budget provided by the Lakeshore Bonspiel Committee.
- Organizes volunteers to handle the draws held at the Club.
- Distributes the Lakeshore pins to all the volunteers.
- Sets up the prize table and ensures that a senior member of the Board of Directors of the BDCC is present for the prize giving.
- In the years where the Club does not host the d'Urfé Cup, invite the President of the sponsoring club for the final Sunday.

Event Coordinators – General Guidelines

- Announce / make available a schedule of events.
- Actively recruit Club Members to participate.
- Coordinate the sign up of teams, payment of fees, etc.
- Ensure that Club Members communicate with adequate notice on all changes.
- Provide the V-P's Curling, with the necessary information on a timely basis to coordinate schedules and / or requirements of the Club or changes in the requirements.
- Monitor performance of the Club Members in assigned / requested responsibilities to ensure that appropriate service is rendered.
- Report out-of-club requests to the V-P's Curling.
- Submit contributions to the Newsletter.
- Maintain appropriate in-Club notices.
- The Events included in this are:
 - Mixed Curling Ladder
 - Maple Leaf International
 - Seniors Day Draw
 - Masters Interclub League
 - Ladies' All-Stars
 - Ladies' Curling Association

Director, Ice and Building Maintenance

- Manages Club's physical resources
- Maintains a Maintenance and Repair work list.
- Proposes maintenance and repair work to Board of Directors
- Organizes work crews from membership

- Assists in the contracting of required outside resources
- Supervises all work done at the Club
- Supervises Ice Man activities
- As the Borough is the owner of the building, maintain a working relationship with the Borough.
- Maintain supply and maintenance contracts as necessary.
- Actively solicit input from the Club Members on the quality of the ice and of the building facilities.
- Maintain appropriate in-Club notices.
- Submit contributions to the Newsletter

Membership

- Organizes the Membership Committee.
- With the Membership Committee, plans and executes the Club's membership campaign.
- Responsible for
 - Member retention and recruitment
 - Keeping members informed of Club activities
 - Marketing the club to the community
 - Promoting good will among the membership in general
- Organize telephone committees as required.
- Assist in and support the organizing of
 - Clinics
 - TGIFs
 - Open House
- Manage Newsletter publication.
- Ensure timely submissions.
- Maintain media contacts in and around the Borough
 - Beaconsfield/Baie d'Urfé Reporter
 - Beaconsfield/Baie d'Urfé Contact
 - Beaconsfield/Baie d'Urfé Loisirs
 - Chronicle / Suburban / Gazette
 - www.westisland.ca
- Reports to the Board on a regular basis.

Social

- Organizes the Social Committee.
- With the Social Committee, plan and executes the Club's social events
- These include
 - Opening Dinner
 - Closing Dinner
 - New Year's Eve Dinner
 - Calcutta Dinner
 - TGIF's
- Such other special social events as presented during the curling season.
- Ensures publication of notices to the membership to ensure active participation.
- Provides support to the Membership Committee as requested.
- Contributes to the Club newsletter.
- Reports to the Board on a regular basis.

This page intentionally left blank.

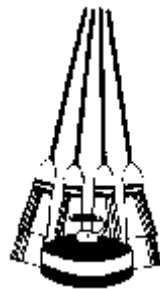


Pieter Bruegel's "Hunters in the Snow" – showing a type of curling on the near ice, courtesy of the WebMuseum, Paris



Jacob Grimm's "Winter", showing a ten person game with brooms and spectators, in the background., courtesy of the WebGalleryofArt, Budapest, Hungary

Thanks to everyone who assisted in developing this edition of the Member's Guide.



**Baie d'Urfé Curling Club
63 Churchill St
Baie d'Urfé, Quebec
H9X 2N4
514-457-5900**